



Shareholding Pattern under Regulation 31 of SEBI (Listing Obligations and Disclosure Requirements) Regulations, 2015			
1	Name of Listed Entity: Speedage Commercials Limited		
2	Scrip Code/Name of Scrip/Class of Security: 512291 / EQUITY		
3	Share Holding Pattern Filed under: Reg. 31(1)(a) / Reg. 31(1)(b)/ Reg. 31(1)(c) -For the Quarter ended on : December 31, 2015		
4	Declaration: The Listed entity is required to submit the following declaration to the extent of submission of information:-		
	Particulars	Yes*	No*
	1 Whether the Listed Entity has issued any partly paid up shares?		No
	2 Whether the Listed Entity has issued any Convertible Securities or Warrants?		No
	3 Whether the Listed Entity has any shares against which depository receipts are issued?		No
	4 Whether the Listed Entity has any shares in locked-in?		No
	5 Whether any shares held by promoters are pledge or otherwise encumbered?		No



5 The tabular format for disclosure of holding of specified securities is as follows:


Speedage Commercials Limited																		
Table I - Summary Statement holding of specified securities																		
Category	Category of shareholder	Number of shareholders	No. of fully paid up equity shares held	No. of Partly paid-up equity shares held	No. of shares underlying Depository Receipts	Total number of shares held	Shareholding as a % of total no. of shares (calculated as per SCRR, 1957)	Number of Voting Rights held in each class of securities			No. of Shares Underlying Outstanding convertible securities (including	Shareholding, as a % assuming full conversion of convertible securities (XI)= (VII)+(X) As a % of (A+B+C2)	Number of Locked in shares		Number of Shares pledged or otherwise encumbered		Number of equity shares held in dematerialised form	
								No of Voting Rights					Total as a % of (A+B+C)	No. (a)	As a % of total Shares held(b)	No. (a)		As a % of total Shares held(b)
								Class eg: X	Class eg: y	Total								
(I)	(II)	(III)	(IV)	(V)	(VI)	(VII) = (IV)+(V)+ (VI)	(VIII)As a % of (A+B+C2)	(IX)			(X)	(XI)	(XII)		(XIII)		(XIV)	
(A)	Promoter & Promoter Group	7	728100	0	0	728100	74.2959	728100	0	728100	74.2959	0	74.2959	0	0.0000	0	0.0000	728100
(B)	Public	386	251900	0	0	251900	25.7041	251900	0	251900	25.7041	0	25.7041	0	0.0000	0	0.0000	350
(C)	Non Promoter - Non Public				0				0			0			0.0000	0	0.0000	
(C1)	Shares Underlying DRs	0	0	0	0	0	0.0000	0	0	0	0.0000	0	0.0000	0	0.0000	0	0.0000	0
(C2)	Shares Held By Employee Trust	0	0	0	0	0	0.0000	0	0	0	0.0000	0	0.0000	0	0.0000	0	0.0000	0
	Total	393	980000	0	0	980000	100.0000	980000	0	980000	100.0000	0	100.0000	0	0.0000	0	0.0000	728450



Speedage Commercials Limited

Table II - Statement showing shareholding pattern of the Promoter and Promoter Group

Category	Category & Name of shareholders	PAN	Nos. of shareholders	No. of fully paid up equity shares held	No. of Partly paid-up equity shares held	No. of shares underlying Depository Receipts	Total number of shares held	Shareholding as a % of total no. of shares (calculated as per SCRR, 1957)	Number of Voting Rights held in each class of securities			No. of Shares Underlying Outstanding convertible securities (including Warrants)	Shareholding, as a % assuming full conversion of convertible securities (as a percentage of diluted share capital)	Number of Locked in shares		Number of Shares pledged or otherwise encumbered		Number of equity shares held in dematerialised form	
									No of Voting Rights		Total as a % of (A+B+C)			No. (a)	As a % of total Shares held(b)	No. (a)	As a % of total Shares held(b)		
									Class eg: X	Class eg: y									Total
	(I)	(II)	(III)	(IV)	(V)	(VI)	(VII) = (IV)+(V)+ (VI)	(VIII) As a % of (A+B+C2)	(IX)			(X)	(XI)= (VII)+(X) As a % of (A+B+C2)	(XII)		(XIII)		(XIV)	
1	Indian																		
(a)	Individuals / Hindu Undivided Family		2	157	0	0	157	0.0160	157	0	157	0.0160	0	0.0160	0	0.0000	0	0.0000	157
	Jayesh Babulal Bhansali	AAAPB8921F	1	107	0	0	107	0.0109	107	0	107	0.0109	0	0.0109	0	0.0000	0	0.0000	107
	Neetu Bhansali	AAAPB8922G	1	50	0	0	50	0.0051	50	0	50	0.0051	0	0.0051	0	0.0000	0	0.0000	50
(b)	Central Government / State Government(s)		0	0	0	0	0	0.0000	0	0	0	0.0000	0	0.0000	0	0.0000	0	0.0000	0
(c)	Financial Institutions / Banks		0	0	0	0	0	0.0000	0	0	0	0.0000	0	0.0000	0	0.0000	0	0.0000	0
(d)	Any Other (Specify)		5	727943	0	0	727943	74.2799	727943	0	727943	74.2799	0	74.2799	0	0.0000	0	0.0000	727943
	Bodies Corporate		5	727943	0	0	727943	74.2799	727943	0	727943	74.2799	0	74.2799	0	0.0000	0	0.0000	727943
	Sheraton Properties And Finance Ltd	AAFC57671D	1	200200	0	0	200200	20.4286	200200	0	200200	20.4286	0	20.4286	0	0.0000	0	0.0000	200200
	Bentley Commercial Enterprises Ltd	AACCB3016G	1	199500	0	0	199500	20.3571	199500	0	199500	20.3571	0	20.3571	0	0.0000	0	0.0000	199500
	Bhansali Innovative Finance Pvt Ltd	AABC9558L	1	195193	0	0	195193	19.9177	195193	0	195193	19.9177	0	19.9177	0	0.0000	0	0.0000	195193
	Bhansali Engineering Industries Private Limited	AABC4926C	1	96000	0	0	96000	9.7959	96000	0	96000	9.7959	0	9.7959	0	0.0000	0	0.0000	96000
	Bhansali International Private Ltd	AAACB3338D	1	37050	0	0	37050	3.7806	37050	0	37050	3.7806	0	3.7806	0	0.0000	0	0.0000	37050
	Sub Total (A)(1)		7	728100	0	0	728100	74.2959	728100	0	728100	74.2959	0	74.2959	0	0.0000	0	0.0000	728100
2	Foreign																		
(a)	Individuals (Non-Resident Individuals / Foreign Individuals)		0	0	0	0	0	0.0000	0	0	0	0.0000	0	0.0000	0	0.0000	0	0.0000	0
(b)	Government		0	0	0	0	0	0.0000	0	0	0	0.0000	0	0.0000	0	0.0000	0	0.0000	0
(c)	Institutions		0	0	0	0	0	0.0000	0	0	0	0.0000	0	0.0000	0	0.0000	0	0.0000	0
(d)	Foreign Portfolio Investor		0	0	0	0	0	0.0000	0	0	0	0.0000	0	0.0000	0	0.0000	0	0.0000	0
(e)	Any Other (Specify)		0	0	0	0	0	0.0000	0	0	0	0.0000	0	0.0000	0	0.0000	0	0.0000	0
	Sub Total (A)(2)		0	0	0	0	0	0.0000	0	0	0	0.0000	0	0.0000	0	0.0000	0	0.0000	0
	Total Shareholding Of Promoter And Promoter Group (A)= (A)(1)+(A)(2)		7	728100	0	0	728100	74.2959	728100	0	728100	74.2959	0	74.2959	0	0.0000	0	0.0000	728100



Speedage Commercials Limited


Table III - Statement showing shareholding pattern of the Public shareholder

Category	Category & Name of shareholders	PAN	Nos. of shareholders	No. of fully paid up equity shares held	No. of Partly paid-up equity shares held	No. of shares underlying Depository Receipts	Total number of shares held	Shareholding as a % of total no. of shares (calculated as per SCRR, 1957)	Number of Voting Rights held in each class of securities			No. of Shares Underlying Outstanding convertible securities (including securities assuming full conversion of convertible securities)	Shareholding, as a % assuming full conversion of convertible securities	Number of Locked in shares		Number of Shares pledged or otherwise encumbered		Number of equity shares held in dematerialised form	
									No of Voting Rights					Total as a % of (A+B+C)	No. (a)	As a % of total Shares held(b)	No. (a)		As a % of total Shares held(b)
									Class eg: Equity	Class eg: Preference	Total								
	(I)	(II)	(III)	(IV)	(V)	(VI)	(VII) = (IV)+(V)+(VI)	(VIII) As a % of (A+B+C2)	(IX)			(X)	(VII)+(X) As a % of (A+B+C2)	(XII)		(XIII)		(XIV)	
1	Institutions																		
(a)	Mutual Fund		0	0	0	0	0	0.0000	0	0	0	0.0000	0	0.0000	0	0.0000	0	0.0000	0
(b)	Venture Capital Funds		0	0	0	0	0	0.0000	0	0	0	0.0000	0	0.0000	0	0.0000	0	0.0000	0
(c)	Akernate Investment Funds		0	0	0	0	0	0.0000	0	0	0	0.0000	0	0.0000	0	0.0000	0	0.0000	0
(d)	Foreign Venture Capital Investors		0	0	0	0	0	0.0000	0	0	0	0.0000	0	0.0000	0	0.0000	0	0.0000	0
(e)	Foreign Portfolio Investor		0	0	0	0	0	0.0000	0	0	0	0.0000	0	0.0000	0	0.0000	0	0.0000	0
(f)	Financial Institutions / Banks		0	0	0	0	0	0.0000	0	0	0	0.0000	0	0.0000	0	0.0000	0	0.0000	0
(g)	Insurance Companies		0	0	0	0	0	0.0000	0	0	0	0.0000	0	0.0000	0	0.0000	0	0.0000	0
(h)	Provident Funds/ Pension Funds		0	0	0	0	0	0.0000	0	0	0	0.0000	0	0.0000	0	0.0000	0	0.0000	0
(i)	Any Other (Specify)		0	0	0	0	0	0.0000	0	0	0	0.0000	0	0.0000	0	0.0000	0	0.0000	0
	Sub Total (B)(1)		0	0	0	0	0	0.0000	0	0	0	0.0000	0	0.0000	0	0.0000	0	0.0000	0
2	Central Government/ State Government(s)/ President of India																		
	Sub Total (B)(2)		0	0	0	0	0	0.0000	0	0	0	0.0000	0	0.0000	0	0.0000	0	0.0000	0
3	Non-Institutions																		
(a)	Individuals																		
	i. Individual shareholders holding nominal share capital up to Rs. 2 lakhs.		383	150880	0	0	150880	15.3959	150880	0	150880	15.3959	0	15.3959	0	0.0000	0	0.0000	350
	RAMESH BOKADIA			19240	0	0	19240	1.9633	19240	0	19240	1.9633	0	1.9633	0	0.0000	0	0.0000	0
	RAMESHKUMAR M SETH			19100	0	0	19100	1.9490	19100	0	19100	1.9490	0	1.9490	0	0.0000	0	0.0000	0
	DEEPESH P SANGHVI			12500	0	0	12500	1.2755	12500	0	12500	1.2755	0	1.2755	0	0.0000	0	0.0000	0
	MAHENDRA K MEHTA			11900	0	0	11900	1.2143	11900	0	11900	1.2143	0	1.2143	0	0.0000	0	0.0000	0
	DEEPAK CHANDAN			11640	0	0	11640	1.1878	11640	0	11640	1.1878	0	1.1878	0	0.0000	0	0.0000	0
	JAYA KUNUNGO			11350	0	0	11350	1.1582	11350	0	11350	1.1582	0	1.1582	0	0.0000	0	0.0000	0
	PARASMAL M MEHTA			11000	0	0	11000	1.1224	11000	0	11000	1.1224	0	1.1224	0	0.0000	0	0.0000	0
	ii. Individual shareholders holding nominal share capital in excess of Rs. 2 lakhs.		2	53700	0	0	53700	5.4796	53700	0	53700	5.4796	0	5.4796	0	0.0000	0	0.0000	0
	Meenakshi A Doshi			25100	0	0	25100	2.5612	25100	0	25100	2.5612	0	2.5612	0	0.0000	0	0.0000	0
	Pankaj G Jain			28600	0	0	28600	2.9184	28600	0	28600	2.9184	0	2.9184	0	0.0000	0	0.0000	0
(b)	NBFCs registered with RBI		0	0	0	0	0	0.0000	0	0	0	0.0000	0	0.0000	0	0.0000	0	0.0000	0
(c)	Employee Trusts		0	0	0	0	0	0.0000	0	0	0	0.0000	0	0.0000	0	0.0000	0	0.0000	0
(d)	Overseas Depositories(holding DRs) (balancing figure)		0	0	0	0	0	0.0000	0	0	0	0.0000	0	0.0000	0	0.0000	0	0.0000	0
(e)	Any Other (Specify)		1	47320	0	0	47320	4.8286	47320	0	47320	4.8286	0	4.8286	0	0.0000	0	0.0000	0
	Bodies Corporate		1	47320	0	0	47320	4.8286	47320	0	47320	4.8286	0	4.8286	0	0.0000	0	0.0000	0
	Jagruiti Resins Private Limited			47320	0	0	47320	4.8286	47320	0	47320	4.8286	0	4.8286	0	0.0000	0	0.0000	0
	Sub Total (B)(3)		386	251900	0	0	251900	25.7041	251900	0	251900	25.7041	0	25.7041	0	0.0000	0	0.0000	350
	Total Public Shareholding (B)= (B)(1)+(B)(2)+(B)(3)		386	251900	0	0	251900	25.7041	251900	0	251900	25.7041	0	25.7041	0	0.0000	0	0.0000	350

Note. 1 There is no other person acting in concert in company except its Promoter and Promoter group persons, as may be applicable.

Details of Shares which remain unclaimed may be given here along with details such as number of shareholders, outstanding shares held in demat/unclaimed suspense account, voting rights which are frozen etc.

Unclaimed Shares	No. of Shareholders	Demat/Unclaimed Suspense A/c	Voting Right which are frozen
Nil	Nil	Nil	N/A



Speedage Commercials Limited

Table IV - Statement showing shareholding pattern of the Non Promoter- Non Public shareholder

Category	Category & Name of shareholders	PAN	Nos. of shares	No. of fully paid up equity shares held	No. of Partly paid-up equity shares held	No. of shares underlying Depository Receipts	Total number of shares held	Shareholding as a % of total shares (calculated as per SCRR, 1957)	Number of Voting Rights held in each class			No. of Shares Underlying convertible securities (including Warrants)	Shareholding as a % assuming full conversion of convertible securities (as a percentage of diluted share capital)	Number of Locked in shares		Number of Shares pledged or otherwise encumbered		Number of equity shares held in dematerialised form
									No of Voting Rights	Total as a % of (A+B+C)	Total			No. (a)	As a % of total Shares held(b)	No. (a)	As a % of total Shares held(b)	
	(i)	(ii)	(iii)	(iv)	(v)	(vi)	(vii) = (iv)+(v)+(vi)	(viii) As a % of (A+B+C2)	(ix)	(ix)	(ix)	(x)	(xi) = (viii)+(ix) As a % of (A+B+C2)	(xii)	(xii)	(xiii)	(xiii)	(xiv)
1	Custodian/DR Holder		0	0	0	0	0	0.0000	0	0	0	0	0.0000	0	0.0000	0	0.0000	0
2	Employee Benefit Trust (under SEBI (Share based Employee Benefit) Regulations, 2014)		0	0	0	0	0	0.0000	0	0	0	0	0.0000	0	0.0000	0	0.0000	0
	Total Non-Promoter- Non Public Shareholding (C) = (C1)+(C2)		0	0	0	0	0	0.0000	0	0	0	0	0.0000	0	0.0000	0	0.0000	0

